



# crop estimates committee oesskattingskomitee

**From/Van:** Rodney D. Dredge  
**Tel:** 012 319 6507 **Fax/Faks:** 012 319 6211 **E-mail/E-pos:** RodneyD@daff.gov.za

Web page/Webblad: [www.daff.gov.za/statistics](http://www.daff.gov.za/statistics) and economic reports or  
[www.sagis.org.za/CEC](http://www.sagis.org.za/CEC): Crop Estimates

EMBARGO: 15:30



## agriculture, forestry & fisheries

Department:  
Agriculture, Forestry and Fisheries  
**REPUBLIC OF SOUTH AFRICA**

**26 August / Augustus 2015**

**The seventh production forecast for summer crops for 2015 is hereby released. /  
Hiermee word die sewende produksieskatting vir somergewasse vir 2015 vrygestel.**

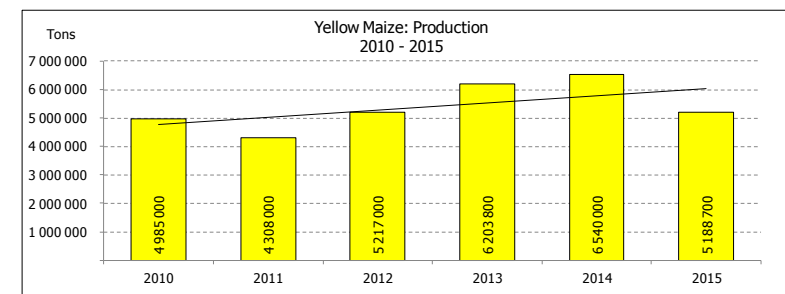
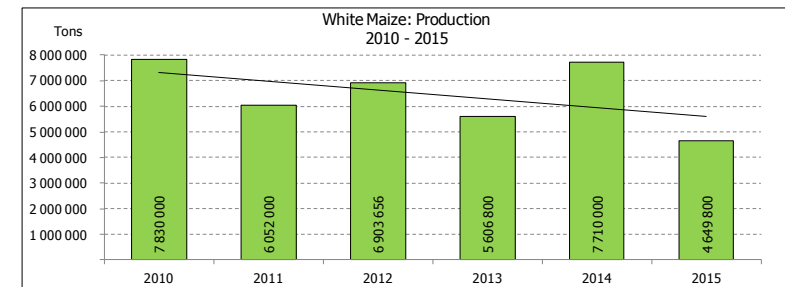
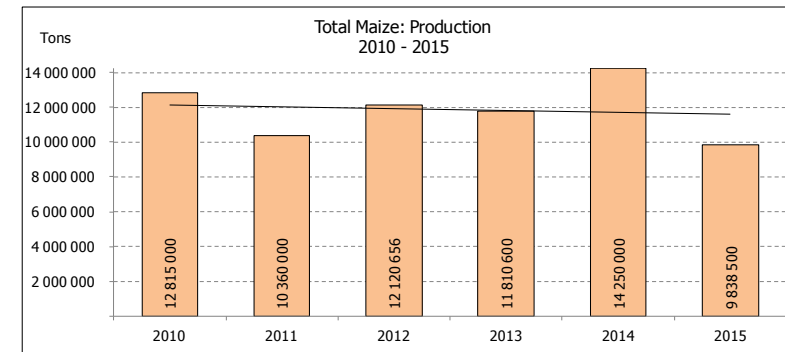
**SUMMER CROPS – AREA PLANTED AND SEVENTH PRODUCTION FORECAST: 2015**

**SOMERGEWASSE – OPPERVLAKTE EN SEWENDE PRODUKSIESKATTING: 2015**

CROP/GEWAS	Area planted/ Opp beplant <b>2015 Ha (A)</b>	7 <sup>th</sup> forecast/ 7 <sup>de</sup> skatting <b>2015 Tons (B)</b>	6 <sup>th</sup> forecast/ 6 <sup>de</sup> skatting 2015 Tons (C)	Area planted/ Opp beplant 2014 Ha (D)	Finale oes/ Final crop 2014 Tons (E)	Change/ Verandering/ %
						(B) ÷ (C)
Commercial/Kommersieel:						
White maize/Witmielies	<b>1 448 050</b>	<b>4 649 800</b>	4 649 800	1 551 200	7 710 000	-
Yellow maize/Geelmielies	<b>1 204 800</b>	<b>5 188 700</b>	5 105 500	1 137 000	6 540 000	+1,63
Maize/Mielies	<b>2 652 850</b>	<b>9 838 500</b>	9 755 300	2 688 200	14 250 000	+0,85
Sunflower seed/Sonneblomsaad	<b>576 000</b>	<b>656 800</b>	656 800	598 950	832 000	-
Soybeans/Sojabone	<b>687 300</b>	<b>1 041 600</b>	1 041 600	502 900	948 000	-
Groundnuts/Grondbone	<b>58 000</b>	<b>56 675</b>	56 675	52 125	74 500	-
Sorghum	<b>70 500</b>	<b>114 700</b>	114 700	78 850	265 000	-
Dry beans/Droëbone	<b>64 000</b>	<b>73 390</b>	73 390	55 820	82 130	-
<b>TOTAL/TOTAAL</b>	<b>4 108 650</b>	<b>11 781 665</b>	11 698 465	3 976 845	16 451 630	+0,71

Note: Estimate is for calendar year, e.g. production season 2014/15 = 2015

Nota: Skatting is vir kalenderjaar, bv. produksie-seisoen 2014/15 = 2015



**The Crop Estimates Committee comprises officials of the following institutions:**

**Department of Agriculture, Forestry and Fisheries; Provincial Departments of Agriculture; various ARC-Institutes (Soil, Climate and Water; Small Grains Institute; and Grain Crops Institute); and Statistics SA.**

**WHITE AND YELLOW MAIZE – AREA PLANTED AND SEVENTH PRODUCTION FORECAST: 2015**
**WIT- EN GEELMIELIES – OPPERVLAKTE EN SEWENDE PRODUKSIESKATTING: 2015**

Provinsie/ Province	Area planted/ Oppervlakte beplant 2015			7 <sup>th</sup> forecast/ 7 <sup>de</sup> skatting 2015			Area planted/ Oppervlakte beplant 2014			Final crop/ Finale oes 2014		
	White/ Wit Ha	Yellow/ Geel Ha	Total/ Totaal Ha	White/ Wit Tons	Yellow/ Geel Tons	Total/ Totaal Tons	White/ Wit Ha	Yellow/ Geel Ha	Total/ Totaal Ha	White/ Wit Tons	Yellow/ Geel Tons	Total/ Totaal Tons
Western Cape/Wes-Kaap	450	3 800	4 250	4 050	34 200	38 250	500	3 000	3 500	4 500	28 500	33 000
Northern Cape/Noord-Kaap	3 500	46 000	49 500	35 000	644 000	679 000	2 200	48 000	50 200	25 300	638 400	663 700
Free State/Vrystaat	710 000	510 000	1 220 000	2 201 000	1 683 000	3 884 000	730 000	465 000	1 195 000	3 759 500	2 487 750	6 247 250
Eastern Cape/Oos-Kaap	2 600	14 000	16 600	15 600	84 000	99 600	2 500	16 000	18 500	13 750	97 600	111 350
KwaZulu-Natal	40 000	45 000	85 000	220 000	274 500	494 500	43 000	45 000	88 000	266 600	292 500	559 100
Mpumalanga	154 000	315 000	469 000	800 800	1 606 500	2 407 300	168 000	332 000	500 000	907 200	1 875 000	2 782 200
Limpopo	28 500	21 000	49 500	156 750	126 000	282 750	30 000	20 000	50 000	183 000	124 000	307 000
Gauteng	44 000	65 000	109 000	193 600	292 500	486 100	65 000	53 000	118 000	357 150	291 250	648 400
North West/Noordwes	465 000	185 000	650 000	1 023 000	444 000	1 467 000	510 000	155 000	665 000	2 193 000	705 000	2 898 000
Total/Totaal	1 448 050	1 204 800	2 652 850	4 649 800	5 188 700	9 838 500	1 551 200	1 137 000	2 688 200	7 710 000	6 540 000	14 250 000

**SUNFLOWER SEED – AREA PLANTED AND SEVENTH PRODUCTION FORECAST: 2015**
**SONNEBLMSAAD – OPPERVLAKTE EN SEWENDE PRODUKSIESKATTING: 2015**

Province/ Provinsie	Area planted/ Opp beplant Ha 2015	7 <sup>th</sup> forecast/ 7 <sup>de</sup> skatting Tons 2015	Area planted/ Opp beplant Ha 2014	Final crop/ Finale oes Tons 2014
Western Cape/Wes-Kaap	-	-	-	-
Northern Cape/Noord-Kaap	500	500	900	450
Free State/Vrystaat	285 000	370 500	280 000	448 000
Eastern Cape/Oos-Kaap	-	-	550	825
KwaZulu-Natal	-	-	-	-
Mpumalanga	2 500	3 000	3 500	4 550
Limpopo	82 000	57 400	90 000	76 275
Gauteng	6 000	5 400	3 000	3 900
North West/Noordwes	200 000	220 000	221 000	298 000
Total/Totaal	576 000	656 800	598 950	832 000

**SOYBEANS – AREA PLANTED AND SEVENTH PRODUCTION FORECAST: 2015**
**SOJABONE – OPPERVLAKTE EN SEWENDE PRODUKSIESKATTING: 2015**

Province/ Provinsie	Area planted/ Opp beplant Ha 2015	7 <sup>th</sup> forecast/ 7 <sup>de</sup> skatting Tons 2015	Area planted/ Opp beplant Ha 2014	Final crop/ Finale oes Tons 2014
Western Cape/Wes-Kaap	800	1 600	-	-
Northern Cape/Noord-Kaap	4 000	14 000	3 900	14 040
Free State/Vrystaat	305 000	350 750	201 000	352 000
Eastern Cape/Oos-Kaap	1 500	2 100	2 000	3 600
KwaZulu-Natal	42 000	102 900	35 000	98 000
Mpumalanga	245 000	379 750	203 000	335 000
Limpopo	24 000	72 000	22 000	66 000
Gauteng	30 000	66 000	20 000	47 360
North West/Noordwes	35 000	52 500	16 000	32 000
Total/Totaal	687 300	1 041 600	502 900	948 000

**GROUNDNUTS – AREA PLANTED AND SEVENTH PRODUCTION FORECAST: 2015****GRONDBONE – OPPERVLAKTE EN SEWENDE PRODUKSIESKATTING: 2015**

Province/ Provinsie	Area planted/ Opp beplant Ha 2015	7 <sup>th</sup> forecast/ 7 <sup>de</sup> skatting Tons 2015	Area planted/ Opp beplant Ha 2014	Final crop/ Finale oes Tons 2014
Western Cape/Wes-Kaap	-	-	-	-
Northern Cape/Noord-Kaap	<b>7 100</b>	<b>21 300</b>	7 000	18 200
Free State/Vrystaat	<b>22 500</b>	<b>19 125</b>	20 000	23 500
Eastern Cape/Oos-Kaap	-	-	-	-
KwaZulu-Natal	<b>100</b>	<b>100</b>	75	90
Mpumalanga	-	-	50	100
Limpopo	<b>2 500</b>	<b>3 250</b>	3 000	4 110
Gauteng	-	-	-	-
North West/Noordwes	<b>25 800</b>	<b>12 900</b>	22 000	28 500
Total/Totaal	<b>58 000</b>	<b>56 675</b>	52 125	74 500

**SORGHUM – AREA PLANTED AND SEVENTH PRODUCTION FORECAST: 2015****SORGHUM – OPPERVLAKTE EN SEWENDE PRODUKSIESKATTING: 2015**

Province/ Provinsie	Area planted/ Opp beplant Ha 2015	7 <sup>th</sup> forecast/ 7 <sup>de</sup> skatting Tons 2015	Area planted/ Opp beplant Ha 2014	Final crop/ Finale oes Tons 2014
Western Cape/Wes-Kaap	-	-	-	-
Northern Cape/Noord-Kaap	-	-	-	-
Free State/Vrystaat	<b>36 000</b>	<b>43 200</b>	42 000	139 200
Eastern Cape/Oos-Kaap	-	-	-	-
KwaZulu-Natal	<b>500</b>	<b>2 200</b>	850	4 400
Mpumalanga	<b>11 000</b>	<b>44 000</b>	11 000	54 000
Limpopo	<b>16 000</b>	<b>17 600</b>	14 000	32 200
Gauteng	<b>1 000</b>	<b>2 600</b>	1 500	4 800
North West/Noordwes	<b>6 000</b>	<b>5 100</b>	9 500	30 400
Total/Totaal	<b>70 500</b>	<b>114 700</b>	78 850	265 000

**DRY BEANS – AREA PLANTED AND SEVENTH PRODUCTION FORECAST: 2015****DRÖEBONE – OPPERVLAKTE EN SEWENDE PRODUKSIESKATTING: 2015**

Province/ Provinsie	Area planted/ Opp beplant Ha 2015	7 <sup>th</sup> forecast/ 7 <sup>de</sup> skatting Tons 2015	Area planted/ Opp beplant Ha 2014	Final crop/ Finale oes Tons 2014
Western Cape/Wes-Kaap	<b>300</b>	<b>390</b>	300	450
Northern Cape/Noord-Kaap	<b>900</b>	<b>2 160</b>	1 000	2 000
Free State/Vrystaat	<b>28 000</b>	<b>22 400</b>	26 000	37 700
Eastern Cape/Oos-Kaap	<b>800</b>	<b>1 040</b>	770	1 155
KwaZulu-Natal	<b>6 500</b>	<b>7 800</b>	5 000	6 500
Mpumalanga	<b>9 000</b>	<b>11 250</b>	8 750	12 250
Limpopo	<b>7 000</b>	<b>16 800</b>	5 500	9 625
Gauteng	<b>4 000</b>	<b>4 800</b>	3 000	4 200
North West/Noordwes	<b>7 500</b>	<b>6 750</b>	5 500	8 250
Total/Totaal	<b>64 000</b>	<b>73 390</b>	55 820	82 130

**CONFIDENTIALITY ISSUES that CEC members are committed to adhere to on the day of the meeting**

- Personal items such as laptops, handbags, cell phones, etc. are not allowed in the venue during the meeting
- No member is allowed to leave the meeting before 12:00 in order to prevent disclosure of the information
- The embargo time for the release of crop estimates information is 15:30
- No member is allowed to discuss crop estimates information with anyone other than a member of the Committee before the embargo time
- Only the Chairperson, or a member appointed by the Chairperson, may release the figures to the media
- Members must regard the detail of any information that was collected for and/or discussed during the meeting, as confidential
- Individual information received for crop estimate purposes is treated strictly confidential, and is not divulged for any other purposes

**AREA AND SEVENTH PRODUCTION FORECAST OF SUMMER CROPS (2015)/  
OPPERVLAKTE- EN SEWENDE PRODUKSIESKATTING VIR SOMERGEWASSE (2015)**

**Summer field crops – 2015**

**Commercial maize:** The size of the expected commercial maize crop was adjusted upwards by 0,8% or 83 200 tons to 9,838 mill. tons, against the previous forecast. The area estimate for maize remained unchanged at 2,653 mill. ha, while the expected yield is 3,71 t/ha.

The area estimate for white maize is 1,448 mill. ha and for yellow maize the area estimate is 1,205 mill. ha.

The production forecast of white maize remained unchanged at 4,650 mill. tons. The yield for white maize is 3,21 t/ha. In the case of yellow maize the production forecast increased by 1,6% or 83 200 tons to 5,189 mill. tons. The yield for yellow maize is 4,31 t/ha.

**Sunflower seed:** The production forecast for sunflower remained unchanged at 656 800 tons, against the previous forecast. The area estimate for sunflower seed is 576 000 ha, while the expected yield is 1,14 t/ha.

**Other crops:** The production forecast for **soybeans** also remained unchanged at 1,042 mill. tons. It is estimated that 687 300 ha have been planted to soybeans, with an expected yield of 1,52 t/ha.

The expected **groundnut** crop remained unchanged at 56 675 tons, against the previous forecast. For groundnuts, the area estimate is 58 000 ha, with an expected yield of 0,98 t/ha.

The production forecast for **sorghum** remained unchanged at 114 700 tons, against the previous forecast. The area estimate for sorghum is 70 500 ha and the expected yield is 1,63 t/ha.

In the case of **dry beans**, the production forecast also remained unchanged at 73 390 tons, as against the previous forecast. The area estimate of dry beans is 64 000 ha, with an expected yield of 1,15 t/ha.

**Please note that the final production estimate for summer field crops for 2015, as well as the second production forecast of the winter cereal crops for 2015, will be released on 29 September 2015.**

**Somergewasse – 2015**

**Kommersiële mielies:** Die grootte van die verwagte kommersiële mielie-oes is opwaarts aangepas met 0,8% of 83 200 ton na 9,838 milj. ton, teenoor die vorige skatting. Die skatting van die oppervlakte onder mielies is onveranderd gelaat op 2,653 milj. ha, terwyl die verwagte opbrengs 3,71 t/ha is.

Die oppervlak onder witmielies is 1,448 milj. ha en vir geelmielies is die oppervlak 1,205 milj. ha.

Die produksieskatting van witmielies is onveranderd gelaat op 4,650 milj. ton. Die opbrengs van witmielies is 3,21 t/ha. In die geval van geelmielies het die produksieskatting toegeneem met 1,6% of 83 200 ton na 5,189 milj. ton. Die opbrengs van geelmielies is 4,31 t/ha.

**Sonneblomsaad:** Die produksieskatting vir sonneblomsaad is onveranderd gelaat op 656 800 ton teenoor die vorige skatting. Die oppervlakteskatting vir sonneblomsaad is 576 000 ha, terwyl die verwagte opbrengs 1,14 t/ha is.

**Ander gewasse:** Die produksieskatting van **sojabone** is ook onveranderd gelaat op 1,042 milj. ton. Die geskatte oppervlakte beplant met sojabone is 687 300 ha, met 'n verwagte opbrengs van 1,52 t/ha.

Die verwagte **grondbone**-oes is is onveranderd gelaat op 56 675 ton teenoor die vorige skatting. Vir grondbone is die oppervlakteskatting 58 000 ha, terwyl the verwagte opbrengs 0,98 t/ha is.

Die produksieskatting van **sorghum** is onveranderd gelaat op 114 700 ton, teenoor die vorige skatting. Die oppervlakteskatting vir sorghum is 70 500 ha, en die verwagte opbrengs is 1,63 t/ha.

In die geval van **droëbone** is die produksieskatting ook onveranderd gelaat op 73 390 ton teenoor die vorige skatting. Die oppervlakte beplant met droëbone is 64 000 ha, en die verwagte opbrengs is 1,15 t/ha.

**Neem asseblief kennis dat die finale produksieskatting vir somergewasse vir 2015, sowel as die tweede produksieskatting van die wintergewasse vir 2015 op 29 September 2015 vrygestel sal word.**

**The non-commercial agricultural sectors' production estimate for maize for 2015 is hereby released. / Hiermee word die nie-kommersiële landbou-sektor se produksieskatting vir mielies vir 2015 vrygestel.**

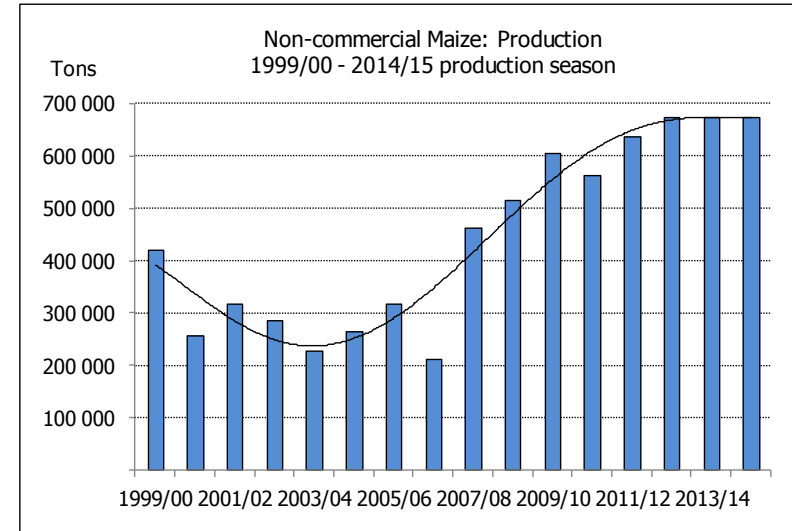
**NON-COMMERCIAL MAIZE – AREA PLANTED AND PRODUCTION ESTIMATE: 2015**

**NIE-KOMMERSIËLE MIELIES – OPPERVLAKTE- EN PRODUKSIESKATTING: 2015**

CROP/GEWAS	Area planted/ Opp beplant 2015 Ha (A)	Production/ Produksie 2015 Tons (B)	Area planted/ Opp beplant 2014 Ha (C)	Final crop/ Finale oes 2014 Tons (D)	Change/ Verandering % (B) ÷ (D)
Non-commercial agriculture/Nie-kommersiële landbou:					
White maize/Witmielies	278 000	442 200	288 100	447 500	-1,18
Yellow maize/Geelmielies	117 200	231 600	119 900	227 500	+1,80
Maize/Mielies	395 200	673 800	408 000	675 000	-0,18

The area planted to maize in the non-commercial agricultural sector is estimated at 395 200 ha, which represents a decrease of 3,14% compared to the 408 000 ha of the previous season. The expected maize crop for this sector is 673 800 tons, which is 0,18% less than the 675 000 tons of last season. It is important to note that about 60% of the maize produced in the non-commercial sector, is planted in the Eastern Cape.

Die oppervlakte beplant met mielies in die nie-kommersiële landbou-sektor word geskat op 395 200 ha, wat 'n afname van 3,14 % verteenwoordig in vergelyking met die 408 000 ha van die vorige seisoen. Die verwagte mielie-oes van dié sektor is 673 800 ton, wat 0,18% minder is as die 675 000 ton van die vorige seisoen. Dit is belangrik om daarop te let dat ongeveer 60% van die mielies wat geproduseer word in die nie-kommersiële sektor, in die Oos-Kaap geplant word.



**The revised area estimate and first production forecast for winter cereals for the 2015 is hereby released. /  
Hiermee word die hersiene oppervlakte- en eerste produksieskatting vir wintergewasse vir 2015 vrygestel.**

**WINTER CEREALS – REVISED AREA PLANTED AND FIRST PRODUCTION FORECAST: 2015 PRODUCTION SEASON**

**WINTERGEWASSE – HERSIENE OPPERVLAKTE- EN EERSTE PRODUKSIESKATTING: 2015-PRODUKSIESEISOEN**

CROP/GEWAS	Area planted/ Opp beplant 2015 Ha (A)	1 <sup>st</sup> forecast/ 1 <sup>ste</sup> skatting 2015 Tons (B)	Area planted/ Opp beplant 2014 Ha (C)	Final crop/ Finale oes 2014 Tons (D)	Change/ Verandering % (B) ÷ (D)
<b>Commercial/Kommersieel:</b>					
Wheat/Koring	<b>477 650</b>	<b>1 690 975</b>	476 570	1 750 000	-3,37
Malting barley/Moutgars	<b>93 730</b>	<b>334 033</b>	85 125	302 000	+10,61
Canola/Kanola	<b>80 000</b>	<b>112 000</b>	95 000	121 000	-7,44
Total/Totaal	<b>651 380</b>	<b>2 137 008</b>	656 695	2 173 000	-1,66

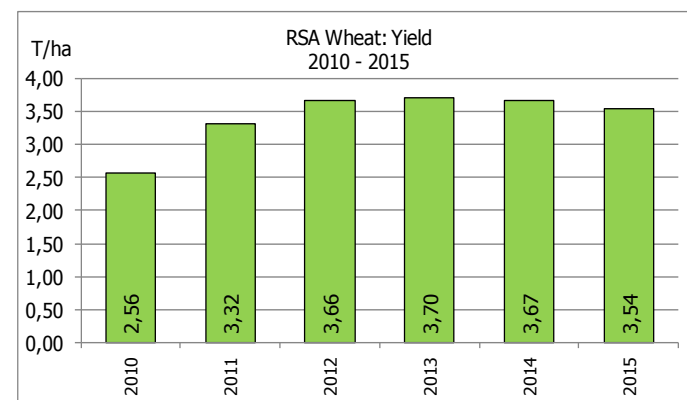
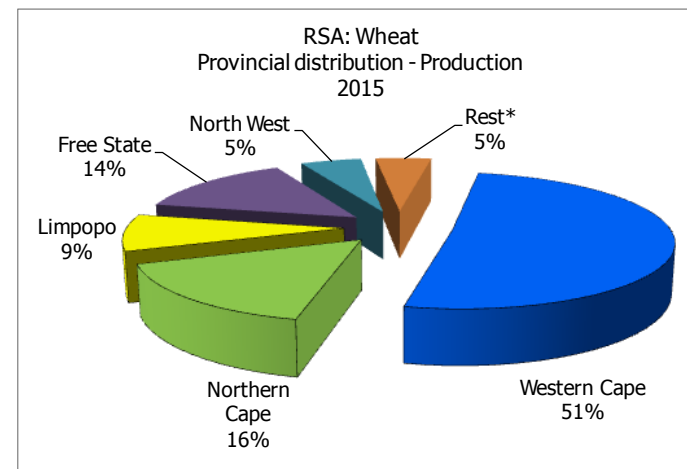
Note: Estimate is for calendar year, e.g. production season 2015/16 = 2015

Nota: Skatting is vir kalenderjaar, bv. produksie-seisoen 2015/16 = 2015

**WHEAT – REVISED AREA PLANTED AND FIRST PRODUCTION FORECAST: 2015**

**KORING – HERSIENE OPPERVLAKTE- EN EERSTE PRODUKSIESKATTING: 2015**

Province/ Provinsie	Area planted/ Opp beplant 2015 Ha	1 <sup>st</sup> forecast/ 1 <sup>ste</sup> skatting 2015 Tons	Area planted/ Opp beplant 2014 Ha	Final crop/ Finale oes 2014 Tons
Western Cape/Wes-Kaap	<b>312 500</b>	<b>859 375</b>	310 000	899 000
Northern Cape/Noord-Kaap	<b>36 000</b>	<b>270 000</b>	38 000	285 000
Free State/Vrystaat	<b>73 000</b>	<b>240 900</b>	69 500	245 500
Eastern Cape/Oos-Kaap	<b>3 100</b>	<b>15 500</b>	3 000	12 000
KwaZulu-Natal	<b>7 300</b>	<b>43 800</b>	6 500	39 000
Mpumalanga	<b>3 500</b>	<b>21 350</b>	3 500	21 350
Limpopo	<b>27 000</b>	<b>148 500</b>	27 500	137 500
Gauteng	<b>250</b>	<b>1 550</b>	570	3 550
North West/Noordwes	<b>15 000</b>	<b>90 000</b>	18 000	107 100
Total/Totaal	<b>477 650</b>	<b>1 690 975</b>	476 570	1 750 000



**REVISED AREA ESTIMATE AND FIRST PRODUCTION FORECAST OF WINTER CROPS (2015) /  
HERSIENE OPPERVLAKTEKSKATTING EN EERSTE PRODUKSIESKATTING VAN WINTERGEWASSE (2015)  
26 AUGUST/ 26 AUGUSTUS 2015**

**Winter cereal crops - 2015 production season**

Please note that the information from the Producer Independent Crop Estimation System (PICES) as conducted by the National Crop Statistics Consortium (NCSC) for the Western Cape and Free State provinces will be available in September 2015.

**Wheat:** The expected production of wheat is 1,691 mill. tons, which is 3,37% or 59 025 tons less than the previous seasons' crop of 1,750 mill. tons, whilst the expected yield is 3,54 t/ha.

The expected production in the Western Cape is 859 375 tons (51%), which is 39 625 tons lower than the 899 000 tons produced in the previous season. In the Free State, the expected production is 240 900 tons (14%), which is 4 600 tons less than the previous seasons' crop of 245 500 tons. In the Northern Cape, 270 000 tons (16%) is expected to be produced.

The area estimate for wheat was revised to 477 650 ha, which is 650 ha less than the 478 300 ha of the previous forecast. An estimated 312 500 ha or 65% is planted in the Western Cape, 73 000 ha or 15% in the Free State and 36 000 ha or 8% in the Northern Cape.

**Other crops:** The production forecast for **malting barley** is 334 033 tons, which is 10,61% or 32 033 tons more than the previous seasons' crop of 302 000 tons. The area planted is estimated at 93 730 ha, while the expected yield is 3,56 t/ha.

The expected **canola crop** is 112 000 tons, which is 7,44% or 9 000 tons less than the previous seasons' crop of 121 000 tons. The area estimate for canola is 80 000 ha, with an expected yield of 1,40 t/ha.

**Please note that the second production forecast for winter cereals for 2015 will be released on 29 September 2015.**

Information is available on the internet at [http://www.daff.gov.za/links/crop\\_estimates](http://www.daff.gov.za/links/crop_estimates) or <http://www.sagis.org.za>, as from **15:30** on the date of the relevant meeting of the Crop Estimates Committee.

**Wintergewasse - 2015 produksie-seisoen**

Let wel, inligting van die Produsente Onafhanklike Oesskattingsstelsel ("PICES"), soos deur die Nasionale Oesskattingskonsortium gerapporteer vir die Wes-Kaap en Vrystaat provinsies, sal in September 2015 gerapporteer word.

**Koring:** Die verwagte produksie vir koring is 1,691 milj. ton, wat 3,37% of 59 025 ton minder is as die vorige seisoen se oes van 1,750 milj. ton, terwyl die verwagte opbrengs 3,54 t/ha is.

Die verwagte produksie in die Wes-Kaap is 859 375 ton (51%), wat 39 625 ton laer is as die 899 000 ton geproduseer in die vorige seisoen. In die Vrystaat is die verwagte produksie 240 900 ton (14%), wat 4 600 ton minder is as die vorige seisoen se oes van 245 500 ton. In die Noord-Kaap is die beraamde produksie 270 000 ton (16%).

Die oppervlakteskatting vir koring is hersien na 477 650 ha, wat 650 ha minder is as die 478 300 ha teenoor die vorige skatting. Die beraamde oppervlakte geplant in die Wes-Kaap is 312 500 ha of 65%, die Vrystaat is 73 000 ha of 15% en 36 000 ha of 8% is in die Noord-Kaap.

**Ander gewasse:** Die produksieskatting vir **moutgars** is 334 033 ton, wat 10,61% of 32 033 ton meer is as die vorige seisoen se oes van 302 000 ton. Die oppervlakte geplant word beraam op 93 730 ha, terwyl die verwagte opbrengs 3,56 t/ha behoop.

Die verwagte **kanola-oes** is 112 000 ton, wat 7,44% of 9 000 ton minder is as die vorige seisoen se oes van 121 000 ton. Die oppervlakteskatting vir kanola is 80 000 ha, met 'n verwagte opbrengs van 1,40 t/ha.

**Neem asseblief kennis dat die tweede produksieskatting vir wintergewasse vir 2015 op 29 September 2015 vrygestel sal word.**

Inligting is beskikbaar op die internet by [http://www.daff.gov.za/links/crop\\_estimates](http://www.daff.gov.za/links/crop_estimates) of by <http://www.sagis.org.za>, vanaf **15:30** op die dag van die toepaslike vergadering van die Oesskattingskomitee.